



## Summary Feedback

### ST1: Two Year Teaching Programme

#### Session 7.5 GIT: Large Intestine

(14<sup>th</sup> July 2022)

Delivered By:

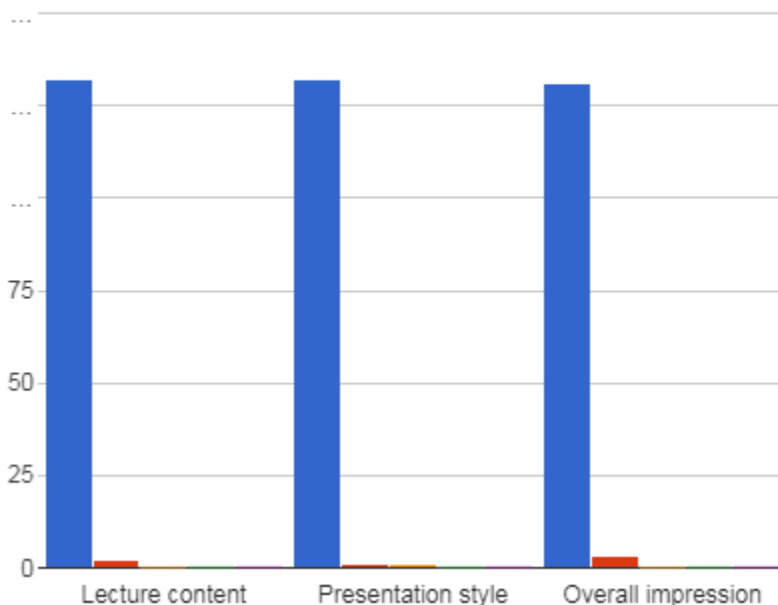
(Sami Khan)

#### Summary Points:

- ST1-ST4 teaching session 7.5: 3 hours teaching time
- Total Attendees: 406 from 28 Countries (Bahrain, Bangladesh, Canada, China, Egypt, Ghana, Hong Kong, India, Iraq, Kenya, Kuwait, Malaysia, Myanmar, Nepal, Nigeria, Oman, Pakistan, Qatar, Saudi Arabia, South Africa, Sri Lanka, Sudan, Tanzania, UAE, UK, Yemen, Zambia, Zimbabwe).
- Total feedback received from 134 participants

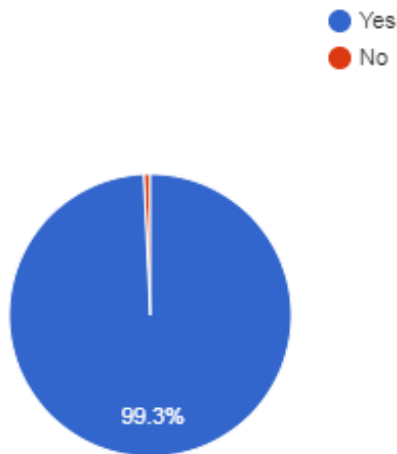
Please rate the following aspects of the session

Excellent Very good Good Satisfactory  
Poor



## Session 7.5 GIT - Large Intestine

Did you find it useful  
134 responses



### Testimonials

- Absolutely fantastic session thank you (UK).
- The overall simplicity of the complicated radiology is great (Kuwait).
- Always very beneficial, very lucky to take these lectures (Pakistan).
- Excellent session with Dr Khan (Nigeria).
- Excellent teaching (Malaysia).
- Amazing, as always (UK).
- Amazing (India).
- Outstanding (Pakistan).
- Very useful and informative lecture (India).
- Excellent Resource without any financial burden upon us (Saudi Arabia).
- Improved my knowledge (Pakistan).
- Excellent images and well-articulated facilitation (Tanzania).
- Excellent recap of a difficult and very wide topic (Kenya).
- The lessons were explicit and easy to understand (UK).
- Very nice (Iraq).
- 5 stars (Nigeria).
- Excellent session (Pakistan).
- Brilliant (UK).
- Very helpful and informative (UAE).
- Excellent teaching sessions (Pakistan).
- It's wonderful, really thankful to sir (Pakistan).
- Excellent. I look forward to more lectures. Thanks Dr Khan (Nigeria).
- Relevant presentation to a surgical trainee (UK).
- Great work! (India).
- Really appreciate. Very helpful teaching (UK).
- Superb revision (Saudi Arabia).
- Very pleased and appreciating the huge efforts (Egypt).




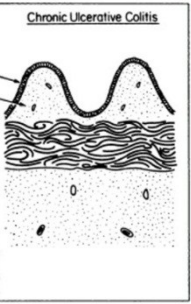
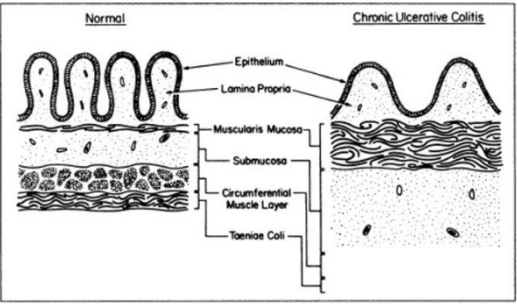
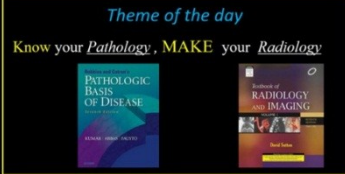
## Session 7.5 GIT - Large Intestine

- Nice session.
- Brilliant, thank you for giving up so much time to teach (UK).
- Very informative excellent case selection and discussion (Pakistan).
- Excellent teachings.
- Excellent course (UK).
- It was great as usual (Pakistan).
- Excellent presentation (Nigeria).
- Perfect (Kuwait).
- Happy with the lecture (Bahrain).
- Great presentation (Kenya).
- Great job (Iraq).
- It is very useful session (Oman).
- Excellent teaching (Egypt).
- Excellent talk (Pakistan).
- Very satisfied (Sudan).
- All good (UAE).
- It's very good (Egypt).
- "Superb session. Please sir dedicated MRI session" (Pakistan).
- Amazing lecture (Egypt).
- Interactive session (Pakistan).
- Good images (Kenya).
- Fantastic session (India).
- I liked the knowledge of Dr Khan (Pakistan).
- I liked your ways of teaching and make us understand in easy way (Pakistan).
- Useful and practical tips for exam and everyday practice (Oman).
- Always great (Libya).
- Good concepts (UK).
- Exam based (Pakistan).
- All useful (Oman).
- Excellent overall (UK).
- Well prepared (UK).
- The whole lecture is very basic and informative! (Myanmar).
- It all was very informative. I know as I used to be a general surgeon (UK).
- Excellent in all aspects (Egypt).
- All cases are useful (Iraq).
- I particularly liked the barium series. Lots of pathologies were discussed (Nigeria).
- Very informative in all of its aspects (Iraq).
- Brilliant session.
- I liked the teaching style (Pakistan).
- Very interesting session especially the rectum (Nigeria).
- "Awesome teaching" (Pakistan).
- Great curriculum (UK).
- Marvelous teaching (Pakistan).

# Session 7.5 GIT - Large Intestine

## ULCERATIVE COLITIS : WHAT HAPPENS IN COLON?

**Theme of the day**  
Know your *Pathology*, MAKE your *Radiology*



**Fig. 4.—**Pathologic features of chronic ulcerative colitis indicating morphologic basis of target sign. Diagram shows marked hypertrophy of muscularis mucosae and associated inflammatory cell infiltration.

AJR-167, July 1996

Participants: 406

Mute, Stop Video, Security, Participants, Chat, Polls, New Share, Pause Share, Annotate, Remote Control, Apps, More

Dr Khan's Teaching

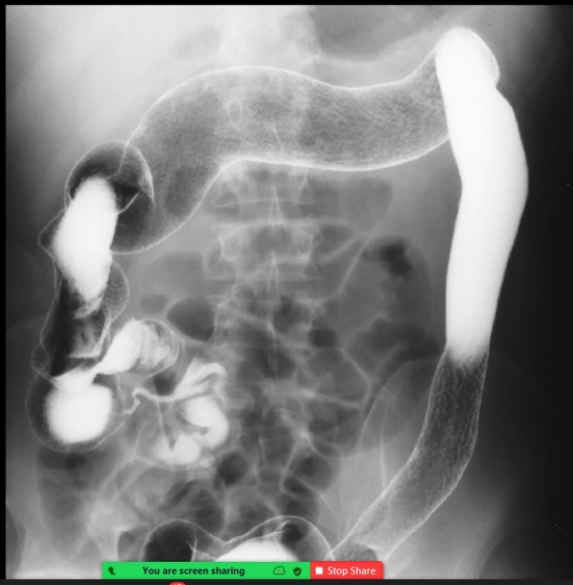
Candidate 2

Ruth Mulwa

Sidra Bilal

Umaima Sajid

## Viva



DR. KHAN'S DKT TEACHING  
The 4th Top of MRCR 2018 Exam

Participants: 404

Mute, Stop Video, Security, Participants, Chat, Polls, New Share, Pause Share, Annotate, Remote Control, Apps, More

Dr Khan's Teaching

Candidate 2

Ruth Mulwa

Sidra Bilal

Umaima Sajid

=====XX=====XX=====